

A3-9

Pubedにリンクアウトをつける

自室の所蔵するオンラインジャーナル にリンクする設定

Display Settings: Abstract

Send to:

Full Text Online  

ACC-Print版あり

[Cancer Sci.](#) 2013 Jan;104(1):28-35. doi: 10.1111/cas.12074. Epub 2012 Dec 31.

Epithelial mesenchymal transition from a natural gestational orchestration to a bizarre cancer disturbance.

[Shirkoohi R.](#)

Genetic Group, Cancer Research Center, Cancer Institute of Iran, Tehran University of Medical Sciences, Tehran, Iran.

Abstract

The epithelial to mesenchymal transition (EMT), a pathologic phenomenon in cancer, has a twin in the embryonic period of life. In the first one, its promotion will cause metastasis to become a life-threatening stage of cancer, while in the second it will lead to organogenesis, which is necessary for all living creatures. There is one more from this phenomenon, which occurs during the wound healing process and if dys-regulated can lead to fibrosis. In both there are stimulants in common and one that are different. Stages start from cell-cell junction dissociation followed by morphological changes and behavioral and essence alterations. To control the EMT as a bizarre disturbance in cancer and metastasis, initially it is better to understand the wonder of natural gestational orchestration in early life. In this review, first the structure of the two heads of the spectrum is described followed by the cellular and micro-environmental alterations during this phenomenon. Understanding cellular behavior in this process and what makes them invasive resistant stemness cells will be of great importance in highlighting roads to cancer treatment.

© 2012 Japanese Cancer Association.

Save items

Add to Favorites

Related citations in PubMed

[Review](#) [Epithelial-mesenchymal transition an tumor metastasis] [Zhongguo Fei Ai Za Zhi. 20

[Review](#) EMT: when epithelial cells decide to become mesenchymal-like ci [J Clin Invest. 20

[Review](#) Epithelial-mesenchymal transition, TC β₂ and osteopontin in wo [J Burn Care Res. 20

1、事前の準備

松江赤十字病院
宮川 淳子さん著

注意！自分のメールアドレスの「名前」は英語にしておくこと

NLM (PubMed) にメールを送付

② Write to Link Outをクリック

① Link Outをクリック

③宛先

The image shows a composite of two screenshots. The left screenshot is from the PubMed website, with a yellow callout box labeled '② Write to Link Outをクリック' pointing to the 'Write to LinkOut' link in the top right corner. The right screenshot is from an email composition window, with a yellow callout box labeled '③宛先' pointing to the recipient address 'linkout@ncbi.nlm.nih.gov'. A red arrow points from the 'Write to LinkOut' link in the PubMed screenshot to the email address in the email window. The PubMed page also shows a search bar with 'PubMed' entered and a sidebar with navigation links like 'About Entrez', 'Entrez PubMed', and 'LinkOut'. The email window shows a toolbar with icons for copy, paste, and bold/italic/underline, and a text area with 'MS ゴシック' and '12' selected.

件名: Link Out registration Request

本文:

0KB/S

Dear sirs,

松江赤十字病院

宮川 淳子さん著

Matsue Red Cross Hospital Library would like to have its holdings represented in Link Out . Here is the requested information.

Library Name:Matsue Red Cross Hospital Library

Contact Person:Junko Miyagawa

Email Adress:tosho@matsue.jrc.or.jp

Phone Number:+81-852-24-2111

Adress:200 Horo-machi,Matsue,Shimane,690-8506 JAPAN

Best wishes,

この部分を書き替える

Library Name(図書館名)

Contact Person(担当者)

Phone Number(電話番号)

Email Adress(Eメールアドレス)

Adress(住所)

1週間以内に返信が届きます

所蔵アイコンの作成

- 幅120ピクセル×高さ30ピクセル以下で作成
- Windowsについているペイントなどで作成
- 外観:ボタンのように見え、境界線を設ける
- アイコンを名前をつけて保存



名古屋市立東部医療センターのアイコン

NLM (PubMed)からメールが届く



管理者用URLをクリックしてユーザーネーム
パスワードを入力

管理者用画面へ



Contact Info Contact Name (担当者名)
Contact Email (メールアドレス) を登録

Library Info Name: (施設名)
Display Name: (表示用施設名) を登録

送られてきたアドレスをクリックすると 「Linkout管理画面」になる。UNとPWを入れる

The image shows a screenshot of a web browser displaying the LinkOut Library Submission Utility sign-in page. The browser window title is "LinkOut Submission Utility - Windows Internet Explorer". The address bar shows the URL: <http://www.ncbi.nlm.nih.gov/projects/linkout/libHld/login.cgi?redirect>. The page content includes a navigation menu with "HOME" and "HELP", and a "Sign In" section. The "Sign In" section contains a message: "The Library Submission Utility is password protected and only available to libraries that partipate in LinkOut, Outside Tool or Document Delivery. Registration information for these services, can be found at [LinkOut Help: Information for Libraries](#)." Below this message is a "Note: User Name and Password are case sensitive." and a "Sign In" form with fields for "User Name:" and "Password:", a "Sign In" button, and a link for "I forgot my password". A red arrow points to the "Sign In" button.

NCBI **LinkOut** INFORMATION FOR LIBRARIES

Libraries > Library Submission Utility

Library Submission Utility

NOTICE: The Library Submission Utility participated in LinkOut, Outside Tool or Document Delivery, please see [LinkOut Help: Information for Libraries](#).

LinkOut

Home: link to all functions, includes

- [Library Info](#)
- [Contact Info](#)
- [View or Update Online Holdings](#)
- [View or Update Print Holdings](#)
- [View Usage Statistics](#)
- [Export Holdings](#)

Outside Tool

- [Contact Info](#)
- [Tool Settings: update BaseURL, icon](#)
- [View Usage Statistics](#)

Sign In

The Library Submission Utility is password protected and only available to libraries that partipate in LinkOut, Outside Tool or Document Delivery. Registration information for these services, can be found at [LinkOut Help: Information for Libraries](#).

Note: User Name and Password are case sensitive.

User Name:

Password:

[I forgot my password](#)

[Write to LinkOut](#)
[NCBI](#) | [NLM](#) | [NIH](#)
Department of Health & Human Services
[Freedom of Information Act](#) | [Disclaimer](#)

EJのアイコンを登録する

Add or Edit LinkOut Icon

Specify a LinkOut icon to use when linking to your **online** holdings.

Current icon

Aichi Cancer Center

Icon Guidelines

Maximum size: 120 x 30 pixels

File type: gif, jpg, jpeg, or png

Appearance: look like a button, use borders, avoid white/transparent background,

- Use the default icon
- Use an icon on the Internet

参照から保存場所を指定

URL

- Upload an icon

File


参照...

Save

Cancel

Note: These changes will take effect after 2 p.m. ET on the next business day.

EJを登録する

NCBI  **LinkOut.** LIBRARY SUBMISSION UTILITY Sign Out

HOME HELP Provider Lists Journal Lists Submission Utility Main Page

Aichi Cancer Center Library, Japan

LinkOut **OutsideTool** **Document Delivery**

LinkOut displays links to your holdings in PubMed search results.

PubMed [Contact Info](#) [Library Info](#)



LinkOut Options for PubMed

- [View or Update Online Holdings](#)
- [View or Update Print Holdings](#)
- [View Usage Statistics](#)
- [Export Holdings](#)

PubMed Holdings

You have 1429 journals (1680 entries) in your online and print holdings for PubMed. When a patron views a citation for any of these articles in PubMed, they see a link to that article in your holdings.

The icon(s), or the icon(s) located at the URLs, shown below appear when a user views a citation to which you provide links. Clicking the icon links the user to the full text from your selected provider or to a record of your library's print holdings.

Full-Text Icon/Icon URL	Print Collection Icon/Icon URL
 <input type="button" value="Change"/>	 <input type="button" value="Change"/>

Journalを登録していきます。出版社毎でも個別にでもOK
あらかじめ、出版社と見られる年を調べておきます。

NCBI **LinkOut** LIBRARY SUBMISSION UTILITY [Sign Out](#)

[HOME](#) [HELP](#) [Provider Lists](#) [Journal Lists](#) [Submission Utility Main Page](#)

Online Holdings

[Browse](#) [Search](#) [Preferences](#)

Browse [Journal](#) or [Providers](#), or use [Search](#) to search by journal title, title abbreviation, ISSN, or provider name.
[What if my journal's not listed?](#)

Browse: [Journals](#) **[Providers](#)**

Show: All Just my holdings New Journals [What's this?](#)

[All Providers](#) > [Elsevier Science](#) > [Aca - Analyt](#) (65 titles)

Click "Update" to save changes BEFORE leaving this page. [Check all](#) [Uncheck all](#)

[Update](#) [Cancel](#)

Elsevier Science


- Academic pediatrics 1876-2859
- Academic radiology 1076-6332
- Accident and emergency nursing 0965-2302
Publisher: Elsevier [pdat](#) [What's this?](#)
 - All available, delayed [0 months](#)
 - Subscription effective [Mon](#) [1997](#) To [Mon](#) [Subsequen](#), delayed [0 months](#)
 - Retained for the last [1](#) years
- Accident; analysis and prevention 0001-4575
Publisher: Pergamon Press [pdat](#) [What's this?](#)
 - All available, delayed [0 months](#)
 - Subscription effective [Mon](#) [1985](#) To [Mon](#) [Subsequen](#), delayed [0 months](#)
 - Retained for the last [1](#) years
- Acta anaesthesiologica Taiwanica : official journal of the Taiwan Society of Anesthesiologists 1875-4597
- Acta astronautica 0094-5765

[Update](#) [Cancel](#) [Next >>>](#)

終わったら、
押す

48時間以内に反映されるそうです

LinkOut Submission Utility / Update Library Inform...

NCBI  **LinkOut.** LIBRARY SUBMISSION UTILITY [Sign Out](#)

[HOME](#) [HELP](#) [Provider Lists](#) [Journal Lists](#) [Submission Utility Main Page](#)

Saved Online Holdings Updates

Calendar		
Today	Tomorrow	The Next Day
<i>Update LinkOut</i>	<i>Wait...</i>	<i>6 PM: Check changes</i>

Your Online Holdings updates have been saved.
Changes will appear in PubMed within 48 hours.

[Continue Editing](#) [Online Holdings Main Page](#)

[Write to LinkOut](#)
[NCBI](#) | [NLM](#) | [NIH](#)
[Department of Health & Human Services](#)
[Freedom of Information Act](#) | [Disclaimer](#)

続けて登録する時はここをクリック

独自のアドレスを指定する

- メールでもらったIDを繰りこんだ独自のPubmedのメールアドレスを作る
- <http://www.ncbi.nlm.nih.gov/pubmed?holding=ijpacclib>
 - ↑ ここにもらったUsernameを入れる
- このアドレスからでないリンクアウトのアイコンは出ません・・・→利用者へ伝える

アイコンがつきます。クリックするとフルテキストがダウンロードできます

[Display Settings](#): Abstract

[Send to](#):

[Cancer Sci.](#) 2013 Jan;104(1):28-35. doi: 10.1111/cas.12074. Epub 2012 Dec 31.

Epithelial mesenchymal transition from a natural gestational orchestration to a bizarre cancer disturbance.

[Shirkoochi R.](#)

Genetic Group, Cancer Research Center, Cancer Institute of Iran, Tehran University of Medical Sciences, Tehran, Iran.

Abstract

The epithelial to mesenchymal transition (EMT), a pathologic phenomenon in cancer, has a twin in the embryonic period of life. In the first one, its promotion will cause metastasis to become a life-threatening stage of cancer, while in the second it will lead to organogenesis, which is necessary for all living creatures. There is one more from this phenomenon, which occurs during the wound healing process and if dys-regulated can lead to fibrosis. In both there are stimulants in common and one that are different. Stages start from cell-cell junction dissociation followed by morphological changes and behavioral and essence alterations. To control the EMT as a bizarre disturbance in cancer and metastasis, initially it is better to understand the wonder of natural gestational orchestration in early life. In this review, first the structure of the two heads of the spectrum is described followed by the cellular and micro-environmental alterations during this phenomenon. Understanding cellular behavior in this process and what makes them invasive resistant stemness cells will be of great importance in highlighting roads to cancer treatment.

© 2012 Japanese Cancer Association.

Full Text Online  


Save items

Add to Favorites

Related citations in PubMed

[Review](#) [Epithelial-mesenchymal transition an tumor metastasis] [Zhongguo Fei Ai Za Zhi. 20

[Review](#) EMT: when epithelial cells decide to become mesenchymal-like cells [J Clin Invest. 20

[Review](#) Epithelial-mesenchymal transition, TGF- β , and osteopontin in wound healing [J Burn Care Res. 20